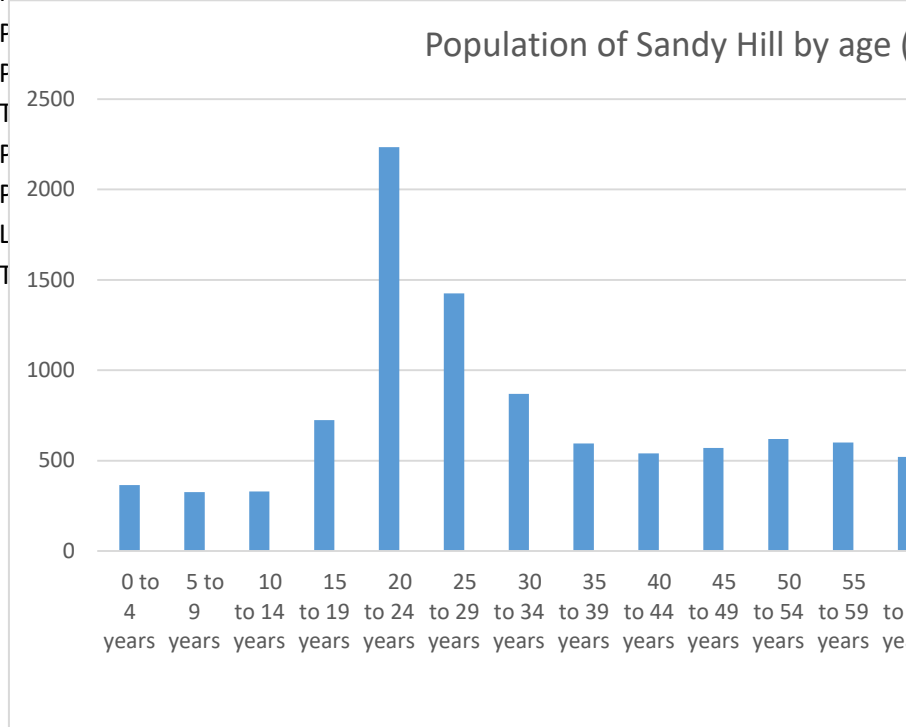


Population data for Sandy Hill from 2016 census

ALL OF SANDY HILL		
Total	Male	Female
#VALUE!	0	0

Topic	Characteristics	Total	Male	Female
Population and dwellings	Population: 2016	#VALUE!	0	0



Age characteristics	45 to 49 years	570	280	275
Age characteristics	50 to 54 years	620	320	310
Age characteristics	55 to 59 years	600	305	300
Age characteristics	60 to 64 years	520	265	285
Age characteristics	65 years and over	1325	600	740
Age characteristics	65 to 69 years	445	200	225
Age characteristics	70 to 74 years	325	150	170
Age characteristics	75 to 79 years	210	90	110
Age characteristics	80 to 84 years	145	65	90
Age characteristics	85 years and over	165	70	115
Age characteristics	85 to 89 years	90	35	60
Age characteristics	90 to 94 years	55	30	40
Age characteristics	95 to 99 years	10	10	10
Age characteristics	100 years and over	5	0	5
Age characteristics	Average age of the population			
Age characteristics	Total - Distribution (%) of the population by broad age groups - 100% data			
Age characteristics	0 to 14 years			
Age characteristics	15 to 64 years			
Age characteristics	65 years and over			
Age characteristics	85 years and over			
Household and dwelling characteristics	Total - Occupied private dwellings by structure	5805	0	0
Household and dwelling characteristics	Single-detached house	465	0	0
Household and dwelling characteristics	Apartment in a building that has five or more units	2560	0	0

Household and dwelling characteristics	Other attached dwelling	2790	0	0
Household and dwelling characteristics	Semi-detached house	230	0	0
Household and dwelling characteristics	Row house	365	0	0
Household and dwelling characteristics	Apartment or flat in a duplex	100	0	0
Household and dwelling characteristics	Apartment in a building that has fewer than 5 units	2080	0	0
Household and dwelling characteristics	Other single-attached house	5	0	0
Household and dwelling characteristics	Movable dwelling	0	0	0
Household and dwelling characteristics	Total - Private households by household size	5815	0	0
Household and dwelling characteristics	1 person	2905	0	0
Household and dwelling characteristics	2 persons	1870	0	0
Household and dwelling characteristics	3 persons	540	0	0
Household and dwelling characteristics	4 persons	300	0	0
Household and dwelling characteristics	5 or more persons	195	0	0
Household and dwelling characteristics	Number of persons in private households	10550	0	0
Household and dwelling characteristics	Average household size	41.3	0	0

Symbols:

... not applicable

Notes:

- 1 2016 and 2011 population
Statistics Canada is committed to protect the privacy of all Canadians and therefore the data are subject to a statistical disclosure control. The adjustment to counts of the total population for any dissemination block is not applicable.
- 2 Total private dwellings
'Private dwelling' refers to a separate set of living quarters with a private entrance. For more information refer to the Census Dictionary: Private dwelling.
- 3 Private dwellings occupied by usual residents
'Private dwelling occupied by usual residents' refers to a private dwelling in which the usual resident is present at the time of the census.
- 4 Total - Age groups and average age of the population - 100% data
For data on the population by single years of age refer to the table titled 'Age groups and average age of the population - 100% data'.
- 5 Total - Occupied private dwellings by structural type of dwelling - 100% data
'Structural type' refers to the structural characteristics and/or dwelling configuration.
- 6 Other attached dwelling
The category 'Other attached-dwelling' is a subtotal of the following categories: 'Other attached-dwelling'.
- 7 Movable dwelling
The category 'Movable dwelling' includes mobile homes and other movable dwellings.
- 8 Total - Private households by household size - 100% data
Household size refers to the number of persons in a private household.

Data quality:

35060134 [Aggregate dissemination area]; Ontario

Global non-response rate (GNR) short-form census questionnaire: 10.4%

Ontario [Province]

Excludes census data for one or more incompletely enumerated Indian reserves or Indian settlements.

Global non-response rate (GNR) short-form census questionnaire: 3.7%

Source: Statistics Canada, 2016 Census of Population.

How to cite: Statistics Canada. 2017. Census Profile. 2016 Census.

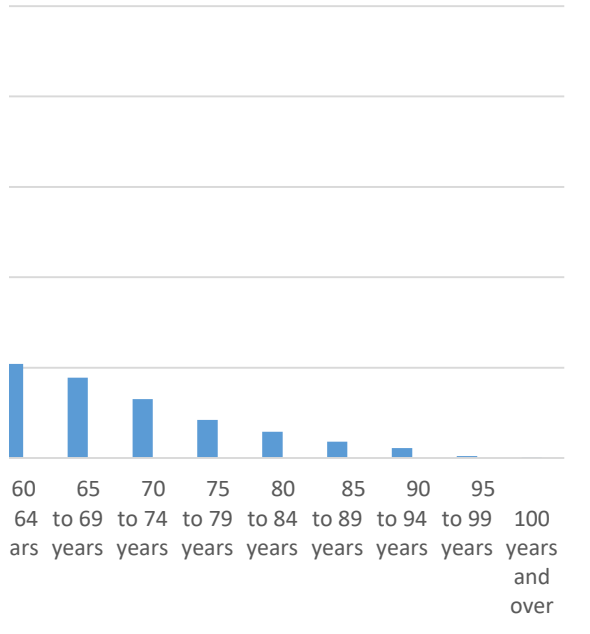
Statistics Canada Catalogue no. 98-316-X2016001. Ottawa. Released May 3 2017.

<http://www12.statcan.gc.ca/census-recensement/2016/dp-pd/prof/index.cfm?Lang=E>

35060264 [Dissemination area], (35060267 [Dissemination area], 35061026 [Dissemination area], (35061027 [Dissemination area])

Total	Male	Female	Total	Male	Female	Total	Male	Female	Total
420			398			375			265

(2016 data)



20	10	10	15	10	10	35	20	15	20
25	15	5	20	10	10	20	10	20	10
15	10	10	30	10	20	25	15	15	5
20	15	10	20	10	10	20	10	15	10
30	15	15	45	25	25	65	35	35	20
15	5	5	10	5	5	30	15	10	10
10	10	5	15	5	5	15	5	10	5
0	0	0	10	5	5	5	5	5	0
0	0	0	5	0	5	5	0	0	0
5	0	0	5	5	5	5	5	5	0
5	0	0	5	5	0	5	0	5	0
0	0	0	0	0	0	0	0	0	0
0	0	0	0	0	0	0	0	0	0
0	0	0	0	0	0	0	0	0	0
34.1	34.8	33.4	37.3	35.1	39.9	41.2	42.5	40.1	34.7
100	100	100	100	100	100	100	100	100	100
10.7	11.4	10	12.7	11.6	13.9	9.3	8.6	9.8	9.4
82.1	81.8	80	75.9	79.1	75	73.3	71.4	73.2	83
7.1	6.8	7.5	11.4	11.6	13.9	17.3	20	17.1	7.5
1.2	0	0	1.3	2.3	2.8	1.3	2.9	2.4	0
195			180			190			140
30			55			35			10
5			0			30			0

155	120	125	130
20	40	15	10
20	20	30	15
5	5	0	0
110	60	80	100
0	0	0	0
0	0	0	0
190	175	195	140
70	65	80	70
60	50	70	50
25	30	20	10
20	25	20	5
10	10	0	5
420	395	375	265
2.2	2.3	2	1.9

the confidentiality of the data they provide to us. As part of this commitment some population counts of geographic areas are controlled to ensure that the population counts for dissemination areas will always be within 5% of the actual values.

entrance either from outside the building or from a common hall, lobby, vestibule or stairway inside the building. The building must be a dwelling.

which a person or a group of persons is permanently residing. Also included are private dwellings whose usual residence is in the building.

age (in single years) and average age' in the census data tables.

configuration that is whether the dwelling is a single-detached house, an apartment in a high-rise building, a row house, a semi-detached house, a row house, an apartment or flat in a duplex, an apartment in a building that has fewer than five units, or a mobile home.

series: semi-detached house, row house, apartment or flat in a duplex, apartment in a building that has fewer than five units, or a mobile home.

mobile homes, dwellings such as houseboats, recreational vehicles and railroad cars.

[Dissemination area],		35061222 [Dissemination area], (35061225 [Dissemination area],			35061509 [Disseminat	
Male	Female	Total	Male	Female	Total	Male	Female	Total	Male
		Data too unreliable to be published			504			258	
					350			174	
					200			162	
					8571.4			15636.4	
					0.06			0.02	
115	145				505	250	250	260	100
5	15				25	10	15	40	20
0	5				10	5	5	15	5
0	5				10	5	5	10	5
5	5				5	0	0	15	10
100	125				460	230	230	130	40
10	15				80	25	60	15	5
15	40				165	70	90	5	5
25	15				55	35	25	15	5
10	15				30	15	10	10	0
15	10				15	10	10	5	0
10	10				25	15	10	10	0
5	10				25	15	10	15	0
5	5				30	20	5	15	10
5	5				25	15	10	10	5
0	10				10	10	5	25	10
15	10				20	10	5	90	35
5	5				5	5	5	25	10
5	0				5	5	0	25	10
0	0				5	0	0	20	5
5	0				0	0	0	10	5
5	0				5	0	0	10	5
5	0				5	0	5	5	5
5	0				5	5	0	5	5
0	0				0	0	0	0	0
0	0				0	0	0	0	0
38.2	31.9				31.1	34.5	27.8	49	48.7
100	100				100	100	100	100	100
4.3	10.3				5	4	6	15.4	20
87	86.2				91.1	92	92	50	40
13	6.9				4	4	2	34.6	35
4.3	0				1	0	0	3.8	5
					200			165	
					20			5	
					0			0	

185	160
10	0
15	20
0	0
150	140
0	0
0	0
200	160
85	100
70	45
25	10
10	10
5	0
380	260
1.9	1.5

ic areas are adjusted in order to ensure confidentiality.
 values. The adjustment has no impact on the population counts of census divisions and large census subdivisions.

ie entrance to the dwelling must be one that can be used without passing through the living quarters of some oth

sidents are temporarily absent on May 10 2016.

ise a mobile home etc.

ive storeys and other single-attached house.

	35061510 [Dissemination area], (35061511 [Dissemination area], (35061512 [Dissemination area], (
	Female	Total	Male	Female	Total	Male	Female	Total	Male	Female
		742			336			536		
		337			109			315		
		316			101			263		
		32687.2			2013.2			3054.1		
		0.02			0.17			0.18		
160	740	285	455	335	145	185	535	250	285	
15	195	95	100	100	55	50	115	55	60	
5	55	30	30	20	10	10	40	20	25	
5	75	35	45	45	30	15	40	25	20	
10	60	30	30	35	15	25	30	15	10	
85	510	180	330	220	90	130	375	175	205	
10	60	30	30	40	20	20	30	10	20	
5	75	30	45	45	20	20	55	30	30	
15	55	15	35	20	5	15	45	30	15	
5	50	20	30	10	10	5	40	10	30	
10	40	5	35	20	5	20	35	20	15	
5	40	15	30	15	5	10	30	10	20	
10	50	15	35	20	10	10	40	20	25	
10	55	20	40	20	10	10	35	15	20	
5	50	20	30	15	10	10	40	20	15	
15	40	10	25	10	0	5	30	15	15	
55	35	10	25	15	5	10	45	20	20	
15	20	5	10	5	0	5	25	10	15	
15	10	0	5	0	0	0	10	5	5	
10	5	0	0	0	0	5	5	5	0	
10	5	0	0	5	0	5	0	0	0	
5	0	0	0	5	0	0	0	0	0	
5	0	0	0	0	0	0	0	0	0	
0	0	0	0	0	0	0	0	0	0	
0	0	0	0	0	0	0	0	0	0	
0	0	0	0	0	0	0	0	0	0	
49.1	31.9	28.2	34.1	28.5	26.1	30.4	34.4	34.7	34.2	
100	100	100	100	100	100	100	100	100	100	
9.4	26.4	33.3	22	29.9	37.9	27	21.5	22	21.1	
53.1	68.9	63.2	72.5	65.7	62.1	70.3	70.1	70	71.9	
34.4	4.7	3.5	5.5	4.5	3.4	5.4	8.4	8	7	
3.1	0	0	0	1.5	0	0	0	0	0	
	315			100			260			
	0			0			10			
	215			0			35			

100
0
0
0
100
0
0
315
115
90
55
20
35
740
2.3

100
0
50
0
55
0
0
105
15
30
20
15
25
335
3.4

220
5
70
15
130
0
0
265
115
80
30
25
15
535
2.1

er person or group of persons.

35061778 [Dissemination area], (35061779 [Dissemination area], (35061780 [Dissemination area], (35061781
Total	Male	Female	Total	Male	Female	Total	Male	Female	Total
403			477			618			460
279			296			334			380
149			196			257			277
6087.6			5426.6			3203.7			8518.5
0.07			0.09			0.19			0.05
405	220	185	475	245	230	620	305	315	460
30	15	15	40	15	20	85	45	40	45
10	5	5	15	5	10	25	10	15	20
5	5	5	15	10	10	25	10	15	15
15	10	5	10	5	5	35	20	10	15
350	195	160	400	210	185	445	220	230	385
65	30	40	65	35	30	60	20	30	20
115	70	45	140	80	65	75	40	35	140
30	10	15	35	15	15	30	15	20	65
15	5	10	20	15	10	25	15	15	40
20	15	5	20	10	15	30	15	15	25
15	5	5	30	15	10	35	15	20	20
25	15	10	15	5	10	45	20	25	20
20	10	10	30	10	15	55	25	25	15
25	15	10	20	15	5	50	25	25	15
20	10	10	20	10	15	35	20	20	25
20	10	10	35	20	20	90	40	50	30
10	5	10	10	5	5	35	10	20	5
5	0	0	10	5	5	25	10	15	10
0	0	0	0	0	0	15	5	5	5
0	0	0	10	5	5	10	5	5	5
0	0	0	0	5	0	5	0	5	0
0	0	0	0	5	0	0	0	0	0
0	0	0	0	0	0	5	5	5	0
0	0	0	0	0	0	0	5	0	0
0	0	0	0	0	0	0	0	0	0
32.2	32.5	31.8	32.8	32.5	33.1	39.7	39	40.5	32.9
100	100	100	100	100	100	100	100	100	100
7.4	6.8	8.1	8.4	6.1	8.7	13.7	14.8	12.7	9.8
86.4	88.6	86.5	84.2	85.7	80.4	71.8	72.1	73	83.7
4.9	4.5	5.4	7.4	8.2	8.7	14.5	13.1	15.9	6.5
0	0	0	0	2	0	0.8	0	1.6	0
150			195			255			275
10			60			120			5
0			0			80			90

140
15
55
10
65
0
0
150
50
40
30
15
15
365
2.5

135
35
25
5
65
5
0
200
65
55
35
15
20
480
2.5

60
20
0
10
30
0
0
255
70
80
50
35
15
620
2.4

180
10
0
0
165
0
0
280
155
90
20
5
10
460
1.7


[Dissemination area],		35061782 [Dissemination area],			35061783 [Dissemination area],			35061784 [Disseminat	
Male	Female	Total	Male	Female	Total	Male	Female	Total	Male
		352			330			514	
		291			234			547	
		220			184			339	
		8778.1			6534.7			9396.7	
		0.04			0.05			0.05	
205	250	355	175	180	330	160	170	515	265
20	20	15	10	10	15	5	10	15	10
10	10	10	5	0	10	5	5	10	0
5	5	5	5	0	0	0	0	5	0
10	5	5	5	5	5	5	0	5	5
170	210	310	155	155	225	110	115	455	235
10	15	15	5	10	15	10	10	35	15
60	80	100	50	50	30	15	15	150	65
40	35	65	30	35	35	20	15	110	50
20	25	35	15	15	30	15	15	45	25
5	20	30	15	10	15	10	10	15	10
10	10	5	5	5	10	5	5	15	15
10	10	15	10	5	15	10	5	30	15
10	10	10	0	5	20	5	15	20	15
5	15	25	10	10	30	15	15	20	15
10	15	20	10	10	20	15	10	15	10
10	25	25	20	10	85	45	40	45	20
0	5	10	5	0	35	15	15	15	10
5	5	5	5	5	20	10	10	20	5
0	5	5	5	0	15	10	5	5	5
5	5	0	0	0	5	5	5	0	0
0	5	0	5	0	10	5	0	0	0
0	0	0	0	0	5	5	5	0	0
0	5	0	0	0	5	0	5	0	0
0	0	0	0	0	0	0	0	0	0
0	0	0	0	0	0	0	0	0	0
31.5	34	34.5	35.7	33.4	46.9	48.6	45.3	33.5	34.7
100	100	100	100	100	100	100	100	100	100
9.8	8	4.2	5.7	5.6	4.5	3.1	5.9	2.9	3.8
82.9	84	87.3	88.6	86.1	68.2	68.8	67.6	88.3	88.7
4.9	10	7	11.4	5.6	25.8	28.1	23.5	8.7	7.5
0	2	0	2.9	0	3	3.1	0	0	0
		220			185			340	
		15			20			15	
		85			135			110	

120
15
0
5
100
0
0
220
135
60
15
10
5
350
1.6


30
5
0
5
20
0
0
185
90
65
15
10
5
325
1.8

210
0
15
5
190
0
0
340
205
105
20
10
5
510
1.5

	35061785 [Dissemination area], (35061785 [Dissemination area],			35061786 [Dissemination area], (35061786 [Dissemination area],			35061787 [Dissemination area], (35061787 [Dissemination area],			
	Female	Total	Male	Female	Total	Male	Female	Total	Male	Female
		763			624			652		
		531			527			528		
		426			406			399		
		9670.5			16292.4			9745.9		
		0.08			0.04			0.07		
245	760	325	435	625	290	335	655	310	345	
10	30	20	10	15	10	10	25	10	10	
5	15	10	5	10	5	5	10	5	5	
5	10	5	0	5	5	0	5	5	0	
0	5	5	5	5	0	5	10	5	5	
220	390	180	215	545	245	300	560	260	295	
20	25	10	10	25	10	15	35	10	25	
85	90	35	55	190	65	120	160	70	90	
55	45	25	20	125	65	60	130	55	75	
20	40	20	15	65	30	35	60	30	25	
10	25	10	15	25	10	15	40	20	20	
5	25	10	15	25	15	10	35	25	5	
10	25	15	10	15	10	5	30	15	10	
5	35	20	20	25	15	15	30	15	15	
5	40	10	25	30	10	15	25	10	15	
5	50	30	20	25	15	15	20	5	15	
20	340	130	215	65	30	30	70	35	35	
5	60	35	25	25	10	15	30	15	15	
10	60	30	30	15	10	10	20	10	10	
5	60	25	40	15	5	5	10	0	5	
0	60	20	40	10	5	5	5	0	0	
0	100	25	80	0	5	0	5	0	5	
5	45	10	35	0	0	0	5	0	0	
0	35	10	25	0	0	0	0	0	0	
0	10	5	10	0	0	0	0	0	0	
0	5	0	5	0	0	0	0	0	0	
32.2	55.7	52.4	58.2	35.7	36.6	34.9	35.5	36.1	35	
100	100	100	100	100	100	100	100	100	100	
4.1	3.9	6.2	2.3	2.4	3.4	3	3.8	3.2	2.9	
89.8	51.3	55.4	49.4	87.2	84.5	89.6	85.5	83.9	85.5	
8.2	44.7	40	49.4	10.4	10.3	9	10.7	11.3	10.1	
0	13.2	7.7	18.4	0	1.7	0	0.8	0	1.4	
	425			405			400			
	15			10			15			
	335			275			100			



85
5
10
0
65
0
0
425
240
150
25
15
0
670
1.6



125
5
0
5
105
0
0
405
235
145
15
5
5
610
1.5

285
20
20
20
230
0
0
400
215
135
25
15
5
640
1.6

35061791 [Dissemination area], (35061793 [Dissemination area],			35061799 [Dissemination area], Ontario		
Total	Male	Female	Total	Male	Female	Total	Male	Female
834			1206			442		
548			1156			323		
392			818			244		
29892.5			12536.4			6960.6		
0.03			0.1			0.06		
835	495	335	1205	630	580	440	210	235
30	15	15	40	20	25	30	10	20
15	10	5	30	10	15	10	0	10
5	5	0	5	0	5	15	5	10
5	0	5	10	5	5	5	5	0
735	445	295	1080	570	505	350	165	180
15	10	15	30	20	10	25	15	15
130	70	60	285	130	160	95	50	50
140	90	55	260	145	110	45	25	20
100	50	45	170	90	75	35	15	20
70	45	30	85	50	30	25	15	15
50	30	20	65	35	25	20	10	10
60	40	20	35	10	20	25	10	15
65	45	20	65	35	30	30	10	20
55	40	15	50	25	25	25	15	10
45	30	20	40	20	20	25	15	15
70	35	35	85	35	50	60	30	35
30	20	15	35	10	20	30	10	15
15	5	10	25	10	15	15	5	10
10	10	5	20	5	10	15	5	5
5	5	5	5	5	0	5	5	0
5	0	0	5	5	5	5	5	0
5	0	0	5	0	0	0	5	0
0	0	0	0	0	0	0	0	0
0	0	0	0	0	0	0	0	0
0	0	0	0	0	0	0	0	0
39	39.9	37.7	34.9	34.8	35	38.7	38.8	38.7
100	100	100	100	100	100	100	100	100
3.6	3	4.5	3.3	3.2	4.3	6.8	4.8	8.5
88	89.9	88.1	89.6	90.5	87.1	79.5	78.6	76.6
8.4	7.1	10.4	7.1	5.6	8.6	13.6	14.3	14.9
0.6	0	0	0.4	0.8	0.9	1.1	2.4	0
390			820			245		
0			15			15		
375			690			85		

15
0
0
5
15
0
0
390
225
135
30
5
0
610
1.5

110
0
0
5
105
0
0
820
505
265
35
10
5
1205
1.5

145
10
15
0
120
0
0
245
130
70
25
15
0
430
1.7